


Universal Network Edge Controller

RBH-UNC-500

The new generation of our powerful and reliable Axiom hardware line extends functionality while reducing the size of the package.

www.rbh-access.com

RBH UNC-500



The new generation of our powerful and reliable Axiom hardware line extends functionality while reducing the size of the package. Utilizing latest developments in electronic component technology it packs more functionality and features into a smaller size without sacrificing serviceability.






Next generation 32-bit processor with hardware encryption and expanded memory, drastically increases the system capacity in doors, cards and history event log while opening exciting opportunities of new functionality.

Certain UNC-500 controller models come equipped with IEEE 802.3 at compliant PoE capability. Augmented with onboard battery backup with the ability to bolster power output when necessary.

Compatible with



Specifications













Processor / Memory	32-bit Processor / 2MB, 4MB, 8 MB or 16 MB
Memory Capacity:	
- Cards	- 50,000 up to 500,000 (Depending on the model)
- Event Log	- 30,000 up to 200,000 (Depending on the model)
Host Communications	Built in TCP/IP, RS-485
Field Communications	Fully programmable, multiple hardware configurations
- Ports / Circuit Type	- 1 or 3 (Dependent on model) RS-485 programmable (Supports OSDP, Wireless Locks, Etc.)
- Cable Requirement	- Shielded, twisted pair, 20 - 22 AWG; 4,000 ft (1,200 m) total
Doors / I/O / Other	8 (2-onboard) / 320 (16 onboard) / 254 SafeSuite Keypads
On board Reader Ports	2 Wiegand ports or up to 8 OSDP ver. 1&2 readers
- Audio/Visual Controls	- Red and Green reader LED, audible controls
- Cable Requirement	- Shielded, stranded 6 or 8 conductor, 20 - 22 AWG; Max 500 ft (150 m) @ 20 AWG
Programmable Inputs	8 + Cabinet Tamper Input
- Circuit Types	- N.O. or N.C with no supervision, single or dual EOL supervision.
Programmable Outputs	8 (4 relays + 4 voltage outputs)
- Relays	- Form C relays, SPDT, 5 A @30 VDC, dry contacts; Fail Safe/Secure programmable
Power : Current Draw	1.5 A @ 13.8VDC (backup battery charger requires 13.8 - 15VDC)
- Circuit protection	- Thermal - Power In, Power Out, Reader Power
- PoE (optional)	- IEEE 802.3at compliant : 25.5W; Other : 30W
- Auxiliary Voltage Outputs	- 12-14 VDC @ 500 mA
Dimensions	
- Circuit board only	- 8" H x 5.3" W x 1.5" D
- Lockable Enclosure	- 14" H x 12" W x 3" D
- Metal shell	- 9.75" H x 5.5" W x 1.5" D
- 19" Rack Mount	- 1.75" H x 19" W x 15" D
Operating environment	Temperature: 0 to 70°C (32 -158°F); Humidity: 20 to 85% RH non-condensing
Certifications	    

How to order:

























RBH-UNC-500

COMPARE CONTROLLER MODELS

























UNC-500-200 Series: 2-Door Edge controller, 1 per panel network, expandable to 8 doors + I/O ^

Model #	Housing	Ethernet	RS-485	Memory	Cards	History	Apps	UNC-Net	D-Net	C-Net
RBH-UNC-500-222M **^							Yes	Class "B"	Class "A","B"	No
RBH-UNC-500-232M							Yes	Class "B"	Class "A","B"	No

UNC-500-400 Series : 2-Door controller, 15 per panel network, each expandable to 8 doors + I/O *, ^

RBH-UNC-500-422M **^							Yes	Class "B"	Class "A","B"	No
RBH-UNC-500-425M **^							Yes	Class "B"	Class "A","B"	No
RBH-UNC-500-432M							Yes	Class "B"	Class "A","B"	No
RBH-UNC-500-435M							Yes	Class "B"	Class "A","B"	No

UNC-500-800 Series : 2-Door controller, 15 per panel network, each expandable to 8 doors + I/O *, **, ^

RBH-UNC-500-822M							Yes	Class "B"	Class "A","B"	Class "B"
RBH-UNC-500-825M							Yes	Class "B"	Class "A","B"	Class "B"
RBH-UNC-500-832M							Yes	Class "B"	Class "A","B"	Class "B"
RBH-UNC-500-835M							Yes	Class "B"	Class "A","B"	Class "B"



* If one of the circuits (D-Net, UNC-Net, C-Net) is configured as Class "A", the remaining circuit (D-Net, NC-Net, C-Net) must be Class "B".

**Replacing an NC-100 with a UNC-500-8xx requires the removal of one RC-2 (its functions will be performed by the UNC).

^^ Also available in option to increase cardholder capacity to 250k (RBH-UNC-500-222M-SP)

^^^ Also available in options to increase cardholder capacity to 250k 16MB Extended Memory options (RBH-UNC-500-422M-EM / RBH-UNC500-425M-EM) Special Firmware options (RBH-UNC-500-422M-SP / RBH-UNC-500-425M-SP)

^^Apps may include hard wire to Host, Bidirectional ASCII, etc.

^^Replacement circuit boards are listed in the parts/price lists.

+UNC-Net and E-Net are all supported configurations when used independently.

++UNC-Net, E-NET and C-NET are all supported configurations when used independently.

How to order:

RBH-UNC-500



RBH Access Technologies, Inc.
2 Automatic Road, Suite 108
Brampton ON L6S 6K8, Canada

1-905-790-1515
1-905-790-3680

info@rbh-access.com

